

GOVT. OF ARUNACHAL PRADESH  
OFFICE OF THE DEPUTY COMMISSIONER  
CHANGLANG DISTRICT: CHANGLANG

NO. CHG/CS-9/2008-09

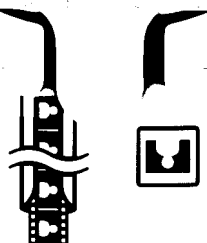
Dated Changlang, the 15<sup>th</sup> Oct. 2009.

O R D E R

FPS wise sub-allocation of foodgrains for the month of  
October/2009 to be drawn from the respective wholesale nominees are made as under :

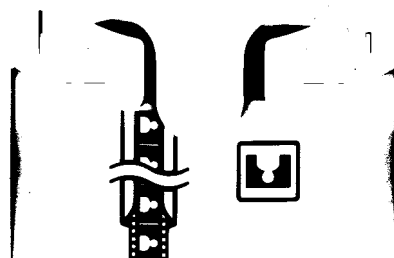
**STATEMENT SHOWING CIRCLE WISE/FPS WISE NUMBERS OF RATION CARDS AS ON 30.09.2009**

Sl. No.	Name of Circle	Name of FPS	No. of Ration Cards				Allocation		
			APL	BPL	AAY	ANN	APL	BPL	AAY
1	Miao Sub-Division	1. M/S Miao Lamp	902	4	-	30	279.62	1.40	-
		2. M/S Tangha Coop.	468	81	18	-	145.08	46.95	6.30
		3. M/S L. Kimsing	271	139	16	-	84.01	48.65	5.80
		4. M/S M. Singpho	72	-	-	-	22.32	-	-
		5. M/S K. Chithan	297	-	-	-	92.07	-	-
		6. M/S P. D. Sharma	40	-	-	-	12.0	-	-
		7. M/S O. Tikhak	75	26	7	-	23.25	9.00	2.45
		8. M/S D.K. Muklom	115	-	-	-	35.65	-	-
		9. M/S I. N. Singpho	80	-	-	-	24.80	-	-
		10. M/S P. Singpho	85	-	-	-	26.35	-	-
		11. M/S P.L. Singpho	94	18	9	-	29.14	6.00	3.15
<b>SUB TOTAL OF (1):.....</b>			<b>2499</b>	<b>268</b>	<b>60</b>	<b>30</b>	<b>774.69</b>	<b>112.00</b>	<b>17.50</b>
2	Bordumsa Sub-Division	1. M/S Singpho Lamp	393	48	28	27	121.83	16.80	9.80
		2. M/S T. Songthing	87	76	20	-	26.97	26.60	7.00
		3. M/S W. Hakhun	120	44	5	-	37.20	15.40	1.75
		4. M/S K.G. Singpho	202	17	10	-	62.62	5.95	3.50
		5. M/S S.N. Singpho	224	-	-	-	69.44	-	-
		6. M/S S. Singpho	103	-	-	-	31.93	-	-
		7. M/S K. Sawin	211	-	-	-	65.41	-	-
		8. M/S M.G. Singpho	78	-	-	-	24.18	-	-
		9. M/S J. Singpho	128	-	-	-	39.68	-	-
		10. M/S A.G. Singpho	45	-	-	-	13.95	-	-
		11. M/S B.G. Rajkumar	87	-	-	-	26.97	-	-
		12. M/S O. Singpho	66	-	-	-	20.46	-	-
		13. M/S I.N. Singpho	98	-	-	-	30.38	-	-
<b>SUB TOTAL OF (2):.....</b>			<b>1842</b>	<b>195</b>	<b>63</b>	<b>27</b>	<b>571.02</b>	<b>64.75</b>	<b>22.05</b>



3	Kharsang Circle	1. M/S D. Tonglim	150	35	5	-	46.50	12.25	1.75
		2. M/S S. Ngemu	307	91	6	-	95.17	31.85	2.10
		3. M/S K. Ngemu	338	77	10	66	104.78	51.95	3.50
		4. M/S S. Lungphi	205	45	21	-	63.55	15.75	7.35
		5. M/S C. Khimhun	85	34	2	-	26.35	11.90	0.70
		6. M/S T.L.Kimsing	127	91	37	-	39.37	31.85	12.95
		7. M/S P.K. Kimsing	271	60	9	-	84.801	21.00	3.15
		8. M/S T.S. Ronrang	203	29	-	-	62.93	10.15	-
		9. M/S S. Jugli	188	44	2	-	58.28	15.40	0.70
		SUB TOTAL OF (3):.....			1874	506	92	66	580.94
4	Diyun Circle	1. Diyun CGS	242	21	7	4	75.02	27.35	2.45
		2. M. Singpho	125	-	-	-	38.75	-	-
		3. M.G. Singpho	135	-	-	-	41.85	-	-
		4. C. Engling	95	-	-	-	29.45	-	-
		5. R.C. Deori	198	-	-	-	61.38	-	-
		6. R. Singpho	150	-	-	-	46.50	-	-
		7. P.R. Singpho	153	-	-	-	47.43	-	-
		8. Lajala Singpho	170	-	-	-	52.70	-	-
		9. P.L. Singpho	48	-	-	-	14.88	-	-
		SUB TOTAL OF (4):.....			1316	21	7	4	407.96
5	Jairampur Sub-Division	1. M/S N.M. Lamp	640	-	-	8	198.40	-	-
		2. M/S S. Sena	150	90	38	-	46.50	31.50	13.30
		3. M/S J.J. Longri	105	-	-	-	31.93	-	-
		SUB TOTAL OF (5):.....			957	90	38	8	276.83
6	Nampong/Rimaputok Circle	1. M/S K. Mossang	260	90	-	25	80.60	31.50	-
		2. M/S I. Tikhak	250	70	-	-	77.50	24.50	-
		3. M/S Rema Jugli	130	59	15	25	40.30	20.65	5.25
		SUB TOTAL OF (6):.....			640	219	15	50	198.40
7	Manmao Circle	1. T. Mossang	50	125	14	-	15.50	43.75	4.90
		2. L. Mossang	170	185	39	22	52.70	64.75	13.30
		3. N.M. lamp	155	-	-	-	48.05	-	-
		4. N.S. Tikhak	30	40	7	-	9.30	14.00	2.45
		SUB TOTAL OF (7):.....			405	350	59	22	125.55
8	Namtok Circle	1. M/S K. Yongja	20	55	7	9	6.20	19.25	2.45
		2. M/S K. Hakhi	16	52	-	-	4.96	18.20	-
		3. M/S P. Yongja	50	82	9	-	15.50	28.70	3.15
		4. M/S M. Longchang	53	-	-	-	16.43	-	-
		SUB TOTAL OF (8):.....			139	189	16	9	43.09
9	Yatdam Circle	1. M/S T. Pongte	27	43	66	-	8.37	15.05	23.10
		2. M/S M. Kungkho	6	66	-	-	1.87	23.10	-
		3. M/S J. Bo	102	45	-	-	31.62	15.75	-
		4. M/S N. Kitnya	32	43	-	-	9.92	15.05	-
		SUB TOTAL OF (9):.....			167	197	66	9	51.78

10	Changliang Circle under (M/S R. Haisa)	1. M/S N. Kamba	4	57	-	-	1.24	19.95	-
		2. M/S N.P. Tekhil	155	124	8	-	48.05	43.40	2.80
		3. M/S K. Khomrang	38	-	-	-	11.78	-	-
		4. M/S R. Zongsam	39	-	-	-	12.09	-	-
		5. M/S R. Taiju	52	-	-	-	16.12	-	-
		6. M/S M. Khimhun	56	-	-	-	17.36	-	-
		7. M/S K. Lullin	37	-	-	-	11.47	-	-
		8. M/S W. Zongsam	8	-	-	-	2.48	-	-
		9. M/S T. Haisa	-	63	3	-	-	22.05	1.05
		10. M/S N. Mamai	59	22	-	-	18.29	7.70	-
		11. M/S T. Taiju	674	261	35	74	208.94	91.35	13.25
<b>SUB TOTAL OF (10).....</b>		<b>1122</b>	<b>527</b>	<b>46</b>	<b>74</b>	<b>347.82</b>	<b>184.45</b>	<b>16.10</b>	
11	Changliang Circle under (M/SP. Khimhun)	1. M/S Changliang Lamp	87	21	10	-	26.97	7.35	3.50
		2. M/S T. Tangha	47	1	-	-	14.57	0.35	-
		3. M/S NTM Ngemu	43	13	-	-	13.33	4.55	-
		4. M/S N. Ngemu	651	202	47	35	201.81	70.70	16.45
		5. M/S J. Khimhun	648	-	-	-	200.88	-	-
		6. M/S K. Jugli	30	-	-	-	9.30	-	-
		7. M/S K. Taijong	57	-	-	-	17.67	-	-
		8. M/S M. Motai	69	4	-	-	21.39	1.40	-
		9. M/S L. Tangha	20	-	-	-	6.20	-	-
		10. M/S M. Tangha	6	4	-	-	1.86	1.40	-
		11. M/S K. Tangha	46	-	-	-	14.26	-	-
		12. M/S C. Tech	21	42	2	-	8.37	14.70	0.70
		13. M/S K. Kenglang	23	22	2	-	7.13	7.70	0.35
		14. M/S W. Khomrang	-	24	1	-	-	8.40	-
<b>SUB TOTAL OF (11).....</b>		<b>1754</b>	<b>333</b>	<b>62</b>	<b>35</b>	<b>543.74</b>	<b>116.55</b>	<b>21.70</b>	
12	Khimiyang Circle	1. M/S H. Tangha	29	45	7	3	8.99	15.75	2.45
		2. M/S T. Yanchang	10	25	11	1	3.10	8.75	3.85
		3. M/S R. Bo	32	59	19	-	9.92	20.65	6.65
		4. M/S N. Yanchang	54	78	18	1	16.74	27.30	6.30
		5. M/S K. Ngemu	47	147	17	-	14.57	51.45	5.95
		6. M/S N. Tangha	49	101	12	3	15.19	35.35	4.20
<b>SUB TOTAL OF (12).....</b>		<b>221</b>	<b>455</b>	<b>84</b>	<b>8</b>	<b>68.51</b>	<b>159.25</b>	<b>29.40</b>	
<b>GRAND TOTAL 1 TO 12.....</b>		<b>12741</b>	<b>3340</b>	<b>596</b>	<b>333</b>	<b>3981.02</b>	<b>1232.30</b>	<b>210.00</b>	

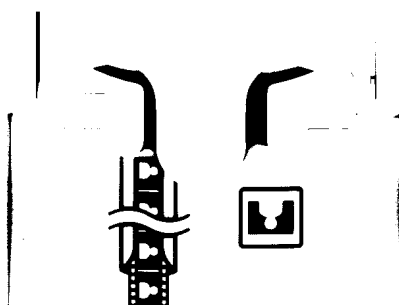


Special allotment				FPS allotted
1	Miao Circle	i) Govt. Girls & Boys Hostel	25 qtls. Rice	M/S Miao Lamp
2	Kharsang Circle	i) V.K.V. Kharsang	26 qtls. Rice	M/S K. Ngemu
		ii) I.T.I., Balinong	10 qtls. Rice	M/S T S Ronrang
		iii) Tangsa Model School	15 qtls. Rice	M/S S. Jugli
3	Diyun Circle	i) Mahabodhi School	15 qtls. Rice	Diyun CGS
		ii) 2nd IRBN	20 qtls. Rice	
4	Jairampur Circle	i) V.K.V. Jairampur	16 qtls. Rice	M/S S. Sena
5	Changlang Circle	i) Rangfrah Govt. Colleege	10 qtls. Rice	M/S T. Taiju
		ii) Holy Rosary School, Laktong	15 qtls. Rice	
6	Bordumsa Circle	i) Panlu Memorial School	20 qtls. Rice	M/S O. Singpho

STOCK FOR EMERGENCY		
Sl. No.	Name of Supplier	Allotment
		BPL
1	M/S R. S. Traders, Miao	141.45
1	M/S R. Haisa, Changlang	61.15
3	M/S P. Khimhun, Changlang	43.20

All the Administrative Officers will submit a report of the functioning of the FPS in their area as per Form-"A" attached herewith in compliance of Clause 8 of the PDS Control Order 2001. Any kind of diversion is to be strictly avoided by all the agencies involved in collection and distribution of PDS items failing which penal action will be taken as per the Essential Commodities Act, 1955 and relevant sections of Indian Penal Code.

Sd/- (Dr. S.B. Deepak Kumar)IAS,  
Deputy Commissioner,  
Changlang.



1. The Director Food & Civil Supplies, Govt. of Arunachal Pradesh, Naharlagun.
2. The Additional Deputy Commissioner, Jairampur/ Miao/Bordumsa.
3. The Extra Asst. Commissioner, Nampong/Manmao/Diyun/Namtok/Khimiyang.
4. The Circle Officer, Kharsang/Rima Putok/Yatdam.
5. M/S R.S. Trading & Co. } for despatch of allotted quantity and submission of
6. M/S P. Khimhun. } despatch statement, and receipts from the FPS and all
7. M/S R. Haisa. } other documents.
8. All FPS to display in their respective shops for public view.
9. NOTICE BOARD.
10. The District Informatics Officer, Changlang to publish it in the district website  
([WWW.CHANGLANG.NIC.IN](http://WWW.CHANGLANG.NIC.IN)).
11. The District Information & Public Relation Officer, Changlang for wide publicity.
12. The Editor, Miao Times, Miao.
13. Office Copy.

*Sd/-*  
15/10/09  
(Dr. S.B. Deepak Kumar) IAS,  
Deputy Commissioner,  
Changlang.